

MT. LASSIC CONTINUATION HIGH SCHOOL



GRADES 9-12

600 Van Duzen Road Mad River, CA 95526
Phone: (707) 574-6239 Fax: (707) 574-1067

Peggy Canale
Superintendent/Principal

2007-08 School Accountability Report Card

Published During the 2008-09 School Year

Principal's Message

Mt. Lassic High School is a public continuation high school serving grades 9-12. It is located in beautiful, rural, southwestern Trinity County. Mt. Lassic High School is a necessary small continuation high school with an enrollment that fluctuates between one and 11 students. Mt. Lassic High School offers an individualized program for its students, based on unit packets of work. Mt. Lassic High School offers students who have not been successful in the comprehensive high school setting the opportunity to earn a high school diploma that will enable them to pursue career goals.

Parental Involvement

All parents are encouraged to take part in their student's program. Mt. Lassic High School parents are invited to an annual Back-to-School Night to familiarize parents with their student's program.

Parents are also encouraged to participate in our Mt. Lassic/Southern Trinity High School Site Council (SSC) meetings held the last Monday of each month.

For more information on how to become involved at the school, please contact Jon Mircetich at (707) 574-6239.

School Safety

The Southern Trinity Joint Unified School District maintains a Safety and Emergency Procedures Plan for each school in the District. The plan covers all types of emergency situations. Administrative and maintenance personnel conduct regular inspections of school grounds and facilities to identify and correct potentially unsafe conditions. Drills are conducted to assure preparedness to respond to emergency situations. The School Safety Plan is reviewed and updated annually during the first semester of each school year by the administration and staff, and submitted to the Board of Trustees for approval. Copies of the plan are available at Mt. Lassic Continuation High School, and at the STJUSD District Office.

On February 20, 2008, STJUSD's School Safety Plan was reviewed and updated by our School Site Council (SSC) and approved by our school board.

Professional Development

All District teachers are required to participate in five professional development days in addition to the required 180 instructional days. District teachers are also encouraged to participate in other professional development activities such as trainings and workshops. The District routinely pays for registration and travel costs as well as providing substitutes for participating teachers.

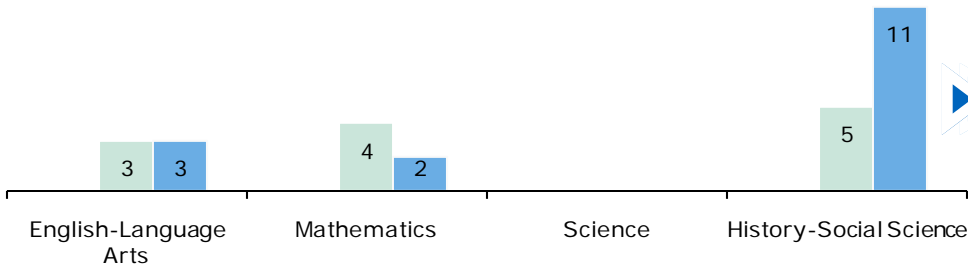
Recent areas of staff development include training and support for junior high and high school teachers to implement the Advancement Via Individual Determination (AVID) program, training and support for elementary teachers to improve mathematics instruction, and training for elementary teachers to implement the Step Up to Writing program.



Southern Trinity Joint Unified School District

680 Van Duzen Road
Bridgeville, CA 95526
Phone: (707) 574-6237
Fax: (707) 574-6538
www.tcoek12.org/~stjusd/

*"Mt. Lassic High
School offers an
individualized program
for its students, based on
unit packets of work."*




Class Size

The bar graph displays the three-year data for average class size.

■ 05-06 □ 06-07 ■ 07-08

Class Size Distribution — Number of Classrooms By Size									
Subject	05-06			06-07			07-08		
	1-22	23-32	33+	1-22	23-32	33+	1-22	23-32	33+
English-Language Arts				1			1		
Mathematics				1			4		
Science									
History-Social Science				3			2		



Enrollment and Demographics

The total enrollment was three students for the 2007-08 school year. No demographics chart is shown for Mt. Lassic Continuation High School, as all students are White.

Suspensions and Expulsions

The table shows the rate of suspensions and expulsions (the total number of incidents divided by the school's total enrollment) for the most recent three-year period.

Suspension and Expulsion Rates						
	Mt. Lassic Cont. HS			Southern Trinity JUSD		
	05-06	06-07	07-08	05-06	06-07	07-08
Suspension Rate	0.000	0.000	0.000	0.016	0.054	0.057
Expulsion Rate	0.000	0.000	0.000	0.000	0.000	0.000

“Mt. Lassic High School offers students who have not been successful in the comprehensive high school setting the opportunity to earn a high school diploma that will enable them to pursue career goals.”

Graduates and Dropouts

Graduates and Dropouts									
	Mt. Lassic Cont. HS			Southern Trinity JUSD			California		
	04-05	05-06	06-07	04-05	05-06	06-07	04-05	05-06	06-07
Graduation Rate	80.0%	92.3%	92.3%	80.0%	92.3%	92.3%	85.0%	83.0%	79.5%
Dropout Rate	0.0%	0.0%	50.0%	0.0%	0.0%	6.9%	3.1%	3.5%	4.4%

Graduates and Dropouts

The table displays the one-year dropout rates and graduation rates for the school, district, and state for the most recent three-year period for which data is available.



School Facility Good Repair Status

The table shows the results of the school's most recently completed inspection, using the Facility Inspection Tool (FIT) or equivalent school form. This inspection determines the school facility's good repair status.

School Facility Conditions and Improvements				
Item Inspected	Repair Status			
	Good	Fair	Poor	
Gas Leaks	✓			
Mechanical Systems	✓			
Windows/Doors/Gates (interior and exterior)	✓			
Interior Surfaces (walls, floors, and ceilings)	✓			
Hazardous Materials (interior and exterior)	✓			
Structural Damage	✓			
Fire Safety	✓			
Electrical (interior and exterior)	✓			
Pest/Vermin Infestation	✓			
Drinking Fountains (inside and outside)	✓			
Restrooms	✓			
Sewer	✓			
Playground/School Grounds	✓			
Roofs	✓			
Overall Cleanliness	✓			
Overall Summary of Facility Condition				
	Exemplary	Good	Fair	Poor
Overall Summary	✓			

Note: The most recent school site inspection occurred on December 10, 2008, and the inspection form was most recently completed on December 10, 2008.

Public Internet Access

Internet access is available at public libraries and other locations that are publicly accessible (e.g., the California State Library). Access to the Internet at libraries and public locations is generally provided on a first-come, first-served basis. Other use restrictions include the hours of operation, the length of time that a workstation may be used (depending on availability), the types of software programs available on a workstation, and the ability to print documents.

School Facilities

Mt. Lassic High School's instructional facilities consist of a single, well-maintained classroom across the road from Southern Trinity High School. The facility was constructed in 2003. It is very clean and very well maintained. The classroom is cleaned daily and is equipped with computers and Internet access. The Mt. Lassic facility is inspected regularly for safety hazards, and any identified hazards are mitigated in a timely fashion.



Types of Services Funded

These programs and services are provided at the school either through categorical funds or other sources that support and assist students:

- Gifted and Talented Education (GATE)
- Special Education
- Counseling
- School Nurse



Textbooks and Instructional Materials

Textbooks and Instructional Materials List		
Subject	Textbook	Adopted
English-Language Arts	<i>Understanding Literature</i>	2001
English-Language Arts	<i>The American Tradition</i>	2001
English-Language Arts	<i>World Literature</i>	2001
Mathematics	Houghton Mifflin <i>Math Steps</i>	2000
Mathematics	<i>Saxon Math</i>	1996
Mathematics	<i>Glencoe 9-12</i>	2008
History	McDougal Littell <i>U.S. History - The Americans</i>	1999
History	<i>Glencoe World Civilization - The Human Experience</i>	1999
Literature & Composition	<i>Literature and Composition</i>	2003
Reading	Houghton Mifflin <i>Reading</i>	2003
Reading	Prentice Hall <i>Reading</i>	2003
Social Studies	Houghton Mifflin	2006
Social Studies	Prentice Hall	2006
Geography	<i>Glencoe World Geography</i>	2003
Economics	<i>Glencoe Economics Principles and Practices</i>	1999

Textbooks and Instructional Materials

The District's elementary schools are on the State text adoption cycle and select materials from the State-approved Standards-based list. The District's secondary schools select materials from a Board-approved list that meets State Content and Performance Standards.

All students in visual and performing arts classes have access to the appropriate textbooks and instructional materials.


The district has affirmed that each pupil, including English Learners, have their own textbook to use in class and to take home.



Availability of Textbooks and Instructional Materials

Availability of Textbooks and Instructional Materials	
Subject	Percentage of Pupils Who Lack Their Own Assigned Textbook and Instructional Materials
Reading/Language Arts	0%
Mathematics	0%
Science	0%
History-Social Science	0%
Visual and Performing Arts	0%
Foreign Language	0%
Health	0%
Science Laboratory Equipment (Grades 9-12)	0%

Note: This data was most recently collected and verified in August 2008.





California Standards Tests Results

The multiple-choice California Standards Tests (CST) are part of the Standardized Testing and Reporting (STAR) and are administered only to students in California public schools. These tests determine students' achievement of the California Academic Content Standards and provide feedback on their success given what they are expected to know in each grade level and subject.

Percentage of Students Scoring At Proficient or Advanced Levels									
	Mt. Lassic Cont. HS			Southern Trinity JUSD			California		
	05-06	06-07	07-08	05-06	06-07	07-08	05-06	06-07	07-08
English-Language Arts	❖	❖	❖	41%	32%	46%	42%	43%	46%
Mathematics	❖	❖	❖	30%	29%	32%	40%	40%	43%
Science	❖	❖	❖	53%	35%	32%	35%	38%	46%
History-Social Science	❖	❖	❖	32%	16%	24%	33%	33%	36%

❖ Scores are not shown when the number of students tested is 10 or less, either because the number of students tested in this category is too small for statistical accuracy or to protect student privacy.

Adequate Yearly Progress

NCLB requires that all schools and districts meet Adequate Yearly Progress (AYP) requirements. To meet these standards, California public schools and districts must meet or exceed criteria in four target areas:

1. Participation rate on statewide assessments
2. Percent of students scoring proficient on statewide assessments
3. API scores
4. Graduation rate for high schools

The table displays whether or not the school made AYP overall and met each of the AYP criteria for 2007-08. For a detailed report on AYP, please visit www.cde.ca.gov/ta/ac/ay/.

Adequate Yearly Progress Criteria				
	Mt. Lassic Cont. HS		Southern Trinity JUSD	
Met Overall AYP	Yes		Yes	
AYP Criteria	English-Language Arts	Mathematics	English-Language Arts	Mathematics
Participation Rate	Yes	Yes	Yes	Yes
Percent Proficient	Yes	Yes	Yes	Yes
API	Yes		Yes	
Graduation Rate	Yes		Yes	

California Standards Tests



For the 2008 STAR exam, students in grades 2-11 took an English-language arts and mathematics test. Students in grades 4 and 7 also participated in an essay writing test. History-social science tests were given to students in grades 8 and 11, and students in grades 5, 8, and 10 took a science test. Students in grades 9-11 were also able to take end-of-course tests in science and history-social science if they were enrolled in the corresponding courses.

Because tests are meant to measure how well students achieve standards rather than how well they do compared to other students, the results are reported as performance levels. The five performance levels are:

- **Advanced** (*exceeds State Standards*)
- **Proficient** (*meets Standards*)
- **Basic**
- **Below basic**
- **Far below basic**

Students scoring at the Proficient or Advanced level meet State Standards in that content area.

The table shows the percentage of students that scored at Proficient or Advanced levels in English-language arts, mathematics, science, and history-social science. Please note scores are not shown when the number of students tested is 10 or less, either because the number of students tested in this category is too small for statistical accuracy or to protect student privacy. Therefore, no data is available for Mt. Lassic Continuation High School. For a complete report on all groups and their scores by grade level, please visit <http://star.cde.ca.gov/>.





Career Technical Education Programs

No information is available for Mt. Lassic Continuation High School regarding Career Technical Education (CTE) Programs.

Career Technical Education Participation

This table displays information about participation in the school's Career Technical Education (CTE) programs.

Career Technical Education Data	
	07-08
# of Pupils Participating in CTE	3
% of Pupils Who Complete a CTE Program and Earn a High School Diploma	✧
% of CTE Courses That Are Sequenced or Articulated Between a School and Institutions of Postsecondary Education	✧

✧ Not applicable.

Courses Required for UC/CSU Admission

University of California: Admission requirements for the University of California (UC) follow guidelines set forth in the Master Plan, which requires that the top one-eighth of the state's high school graduates, as well as those transfer students who have successfully completed specified college work, be eligible for admission to the UC. These requirements are designed to ensure that all eligible students are adequately prepared for University-level work. For general admissions requirements please visit the University of California Web site at www.universityofcalifornia.edu/admissions/general.html.

California State University: Admission requirements for the California State University (CSU) use three factors to determine eligibility. They are specific high school courses; grades in specified courses and test scores; and graduation from high school. Some campuses have higher standards for particular majors or students who live outside the local campus area. Because of the number of students who apply, a few campuses have higher standards (supplementary admission criteria) for all applicants. Most CSU campuses utilize local admission guarantee policies for students who graduate or transfer from high schools and colleges that are historically served by a CSU campus in that region. For general admissions requirements please visit the California State University Web site at www.calstate.edu/admission/.

Course Enrollment for UC/CSU Admission

The table displays two measures related to the school's courses that are required for University of California (UC) and/or California State University (CSU) admission for the most recent year for which data is available. For more detailed information, please visit <http://dq.cde.ca.gov/dataquest/>.



University of California and California State University Admission	
UC/CSU Course Measure	07-08
Percentage of Students Enrolled in Courses Required for UC/CSU Admission	20.0%
Percentage of Graduates Who Completed All Courses Required for UC/CSU Admission	✧


✧ Information not available.

Academic Performance Index

The Academic Performance Index (API) is an annual measure of the academic performance and progress of schools in California. The API is a score on a scale of 200 to 1,000, with 800 set as the statewide target. Schools are ranked in ten categories of equal size from 1 (lowest) to 10 (highest). A similar schools API rank reflects how a school compares to 100 statistically matched "similar schools." Please note scores are not shown when the number of students tested is 10 or less, either because the number of students tested in this category is too small for statistical accuracy or to protect student privacy. Therefore, no data is available for Mt. Lassic Continuation High School. For more detailed information, please visit www.cde.ca.gov/ta/ac/ap.

Testing Note: Assessment data are reported only for numerically significant groups. Data may not appear if ethnic/racial, socio-economically disadvantaged, or other groups (1) contain less than 100 students with valid test scores OR (2) comprise less than 15% of the school population tested and contain less than 50 students with valid scores.





California High School Exit Exam Results

The California High School Exit Exam (CAHSEE) is primarily used as a graduation requirement in California, but the grade 10 results of this exam are also used to determine AYP for high schools, as required by the federal NCLB law. The CAHSEE has an English-language arts section and a math section and, for purposes of calculating AYP, three performance levels were set: Advanced, Proficient, and Not Proficient. Please note the score a student must achieve to be considered Proficient is different than the passing score for the graduation requirement. Please note scores are not shown when the number of students tested is 10 or less, either because the number of students tested in this category is too small for statistical accuracy or to protect student privacy. Therefore, no data is available for Mt. Lassic Continuation High School. The table displays the percentage of students scoring at Proficient or Advanced levels for the most recent three-year period.

Percentage of Students Scoring At Proficient or Advanced Levels						
	English-Language Arts			Mathematics		
	05-06	06-07	07-08	05-06	06-07	07-08
Mt. Lassic Cont. HS	❖	❖	❖	❖	❖	❖
Southern Trinity JUSD	72.7%	46.2%	45.5%	63.6%	38.5%	54.5%
California	51.1%	48.6%	52.9%	46.8%	49.9%	51.3%

❖ Scores are not shown when the number of students tested is 10 or less, either because the number of students tested in this category is too small for statistical accuracy or to protect student privacy.

Completion of High School Graduation Requirements

The table shows the percentage of students (that began the 2007-08 school year in the 12th grade) who met all state and local graduation requirements for grade 12 completion, including having passed both the English-language arts and mathematics portions of the CAHSEE or received a local waiver or state exemption. Please note state results are not available. For more detailed information, please visit www.cde.ca.gov/ta/tg/hs.

Completion of High School Graduation Requirements		
Group	Graduating Class of 2008	
	Mt. Lassic Cont. HS	Southern Trinity JUSD
All Students	❖	91%
Economically Disadvantaged	❖	73%
English Learners	❖	❖
Students with Disabilities	❖	11%
African American	❖	❖
American Indian or Alaska Native	❖	❖
Asian	❖	❖
Filipino	❖	❖
Hispanic or Latino	❖	❖
Pacific Islander	❖	❖
White	❖	91%

❖ Scores are not shown when the number of students tested is 10 or less, either because the number of students tested in this category is too small for statistical accuracy or to protect student privacy.

Advanced Placement Courses

No information is available for Mt. Lassic Continuation High School regarding advanced placement (AP) courses offered.



California Physical Fitness Test

Each spring, all students in grades 5, 7, and 9 are required to participate in the California Physical Fitness Test (PFT). The test measures six key fitness areas:

1. Aerobic Capacity
2. Body Composition
3. Abdominal Strength
4. Trunk Extension Strength
5. Upper Body Strength
6. Flexibility

To meet fitness standards, students must score in the Healthy Fitness Zone (HFZ) on all six fitness tests. To protect student privacy, scores are not shown when the number of students tested is 10 or less. Therefore, no data is available for Mt. Lassic Continuation High School. For more information on the California PFT, please visit www.cde.ca.gov/ta/tg/pf/.



Teacher Qualifications

Teacher Credential Information				
	Southern Trinity JUSD	Mt. Lassic Cont. HS		
Teachers	07-08	05-06	06-07	07-08
With Full Credential	13	1	1	1
Without Full Credential	0	0	0	0
Teaching Outside Subject Area of Competence		1	0	0




Teacher Qualifications

The table shows information about teacher credentials and teacher qualifications. More information can be found by visiting <http://data1.cde.ca.gov/dataquest/>.

Teacher Misassignments and Vacant Teacher Positions

The table displays the number of teacher misassignments (teachers assigned without proper legal authorization) and the number of vacant teacher positions (not filled by a single designated teacher assigned to teach the entire course at the beginning of the school year or semester). Please note: Total teacher misassignments includes the number of misassignments of teachers of English Learners.

Teacher Misassignments and Vacant Teacher Positions			
	Mt. Lassic Cont. HS		
	06-07	07-08	08-09
Teacher Misassignments of English Learners	0	0	0
Total Teacher Misassignments	1	0	0
Vacant Teacher Positions	0	0	0



No Child Left Behind Compliant Teachers

No Child Left Behind (NCLB) requires that all teachers of core academic subject areas be "highly qualified." In general, for a teacher to be considered highly qualified, they must have a bachelor's degree, an appropriate California teaching credential, and have demonstrated competence for each core subject he or she teaches. The table displays data regarding NCLB compliant teachers from the 2007-08 school year. For more information on teacher qualifications related to NCLB, please visit www.cde.ca.gov/nclb/sr/tq.

Core Academic Courses Taught by NCLB Compliant Teachers		
	% of Classes Taught by NCLB Compliant Teachers	% of Classes Taught by Non-NCLB Compliant Teachers
Mt. Lassic Cont. HS	57.1%	42.9%
All Schools in District	86.2%	13.8%
High-Poverty Schools in District	75.0%	25.0%
Low-Poverty Schools in District	◆	◆

◆ Information not available.

Academic Counselors

Number of Academic Counselors (FTE)	Ratio of Students Per Academic Counselor
0.0	0.0



School Support Staff

The following is a list of the support staff at the school and their full-time equivalent (FTE):

- Library Media Teacher (Librarian) 0.0
- Library Media Services Staff (paraprofessional) 1.0
- Psychologist 0.1
- Social Worker 0.0
- Nurse 0.1
- Speech/Language/Hearing Specialist 0.1
- Resource Specialist (non-teaching) 0.0
- Other 0.0



Federal Intervention Program

Federal Intervention Program		
	Mt. Lassic Cont. HS	Southern Trinity JUSD
Program Improvement Status	Not In PI	Not In PI
First Year of Program Improvement	✧	✧
Year in Program Improvement	✧	✧
Number of Schools Identified for Program Improvement		0
Percent of Schools Identified for Program Improvement		0.0%

✧ Not applicable.


Federal Intervention Program

Schools that receive Title I funding can enter Program Improvement (PI) if they don't reach AYP over two consecutive years in the same content area (English-language arts or mathematics) or on the same indicator (API or graduation rate). With each additional year that they don't meet AYP, they advance to the next level of intervention. The table displays the 2008-09 Program Improvement status for the school and district. For more information, please visit www.cde.ca.gov/ta/ac/ay.

Financial Information

The data displayed is from the 2006-07 school year because the most current fiscal information available provided by the state is always two years behind the current school year, and one year behind most other data included in this report.

District Salary Information — Does not include benefits		
Range	Southern Trinity JUSD	Similar Sized District
Beginning Teacher Salary	\$28,906	\$36,658
Mid-Range Teacher Salary	\$50,899	\$53,646
Highest Teacher Salary	\$59,332	\$69,160
Average Principal Salary (Elementary School)	✧	\$85,019
Average Principal Salary (Middle School)	✧	\$85,660
Average Principal Salary (High School)	✧	\$91,134
Superintendent Salary	\$72,102	\$110,844
% of Budget for Teacher Salaries	25.1%	35.2%
% of Budget for Administrative Salaries	6.1%	6.4%



Financial Data				
	Total Expenditures Per Pupil	Expenditures Per Pupil From Restricted Sources	Expenditures Per Pupil From Unrestricted Sources	Average Teacher Salary
Mt. Lassic Cont. HS	\$36,499	\$36,499	\$0	\$44,850
Southern Trinity JUSD			\$4,656	\$47,153
California			\$5,300	\$54,955
% Difference Between School and District			◆	◆
% Difference Between School and California			◆	-22.5%

✧ Data was not provided by California Department of Education (CDE).

◆ Mt. Lassic Continuation High School is solely operated on restricted funds, therefore percent difference does not apply.



SARC: Data provided by the California Department of Education (CDE), school and the district office. For additional information on facts about California schools and districts, please visit DataQuest at <http://data1.cde.ca.gov/dataquest>. DataQuest is an online resource that provides reports for accountability, test data, enrollment, graduates, dropouts, course enrollments, staffing and data regarding English Learners.

All data accurate as of February 2009.