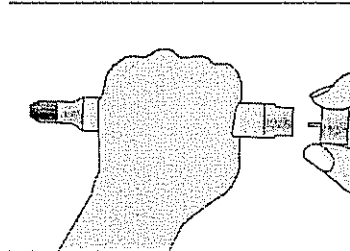


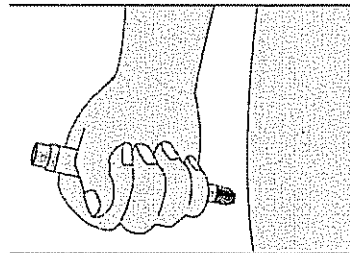
EpiPen[®] and EpiPen Jr[®] instructions

An EpiPen is an auto injector designed for lay use.

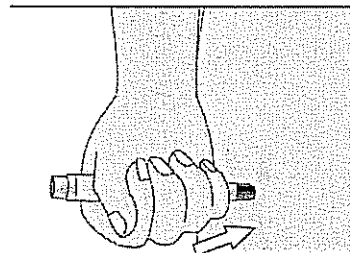
1. Remove from plastic container.
2. Form fist around EpiPen and pull off grey cap.



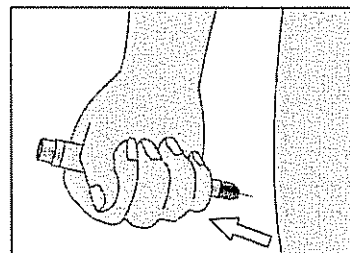
3. Place black end against outer mid-thigh.



4. Push down hard until a click is heard or felt and hold in place for 10 seconds.



5. Remove EpiPen and be careful not to touch the needle. Massage the injection site for 10 seconds.



Note: If the student becomes unconscious, stops breathing or there is no pulse apply immediate emergency care procedures (Danger, Response, Airway, Breathing, Circulation).